


JP-DVF-HID

Vandal Resistant Color Video Door Station
with Built in Proximity Card Reader

-INSTRUCTIONS-

The JP-DVF-HID is a JP Series color video door station with an HID® ProxPoint® Plus card reader built into the same stainless steel faceplate. The card reader provides electronic access to a building through a separate Access Control System, which is not supplied by Aiphone.



NAMES & FUNCTIONS:

- | | |
|--------------------|-------------------|
| 1. Camera | 5. Directory card |
| 2. Microphone | 6. Call button |
| 3. LED illuminator | 7. Prox reader |
| 4. Speaker | |

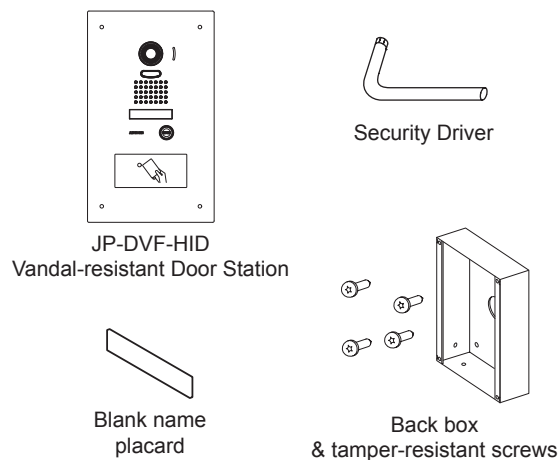
FEATURES:

- All-in-one solution - Communication product & card reader
- If a card is missing or malfunctioning, audio/video communication can provide user verification
- Standard Wiegand output to access panel
- Convenience of installing combined components

OPTIONAL ACCESSORIES:

- **SBX-ISDVFRA** - Surface mount stainless steel backbox

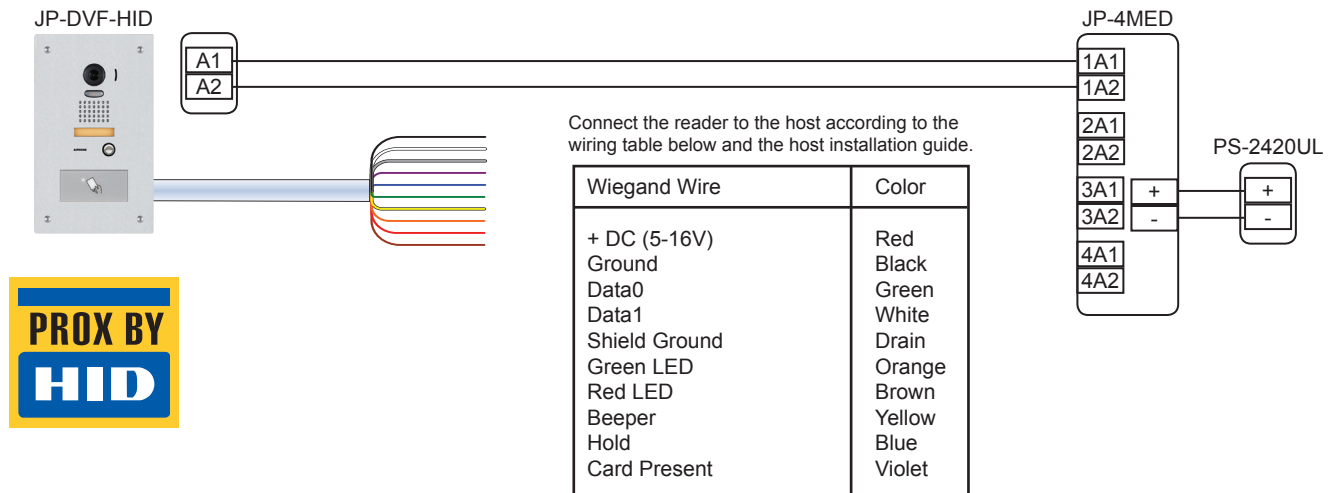
PACKAGE CONTENTS:



INSTALLATION:

- For flush mounting, cut a hole in the wall and use supplied back box. Box dimensions are:
11-1/16" H x 5-13/16" W x 1-3/4" D
- For surface mounting, use the SBX-ISDVFRA surface mount box. This box can mount to a standard 1-gang box or to any flat surface.

WIRING DIAGRAM:



TESTING & OPERATION:

- When power is applied to the card reader, the LED will flash green three (3) times while the beeper beeps simultaneously. The LED will then turn red. This indicates that the microcontroller is operating properly.
- Present an ID card to the reader (hold card directly in front of reader). The LED will momentarily turn green while the beeper beeps once, indicating that the card was read successfully.

SPECIFICATIONS:

CARD READER:

Reader type: 6005B ProxPoint Plus
 Power Source: 5 ~ 16V DC
 Max Voltage: 18V DC
 Current: 30mA (Avg); 75mA (peak)
 Terminations: Color-coded pre-wired pigtail
 Wiring Distance: 500'
 Operating Temp: 14° ~ 140°F / -10° ~ 60°C
 Operating Humidity: 0-95% relative humidity non-condensing

CAMERA:

Camera unit: CMOS camera
 Scanning line: 525 lines
 Min. illumination: 5 Lux at 1'6"
 Terminations: Screw terminals
 Operating Temp: 14° ~ 140°F / -10° ~ 60°C
 Wiring Distance: 330' w/ 871802 wire
 Dimensions: 11-11/16" H x 7" W

FCC WARNING:

This device complies with Part 15 of the FCC rules.

Operation is subject to the following two conditions:

- (1) This device may not cause harmful interference.
- (2) This device must accept any interference that may cause undesired operation.
 - For proper regulatory compliance, the drain wire should be disconnected at the power supply end of the cable.
 - Changes or modifications not expressly approved by the party responsible for compliance could void the user's authority to operate the equipment.
 - The Reader is intended to be powered from a limited power source output of a previously certified power supply