
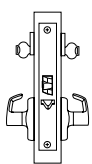


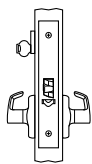


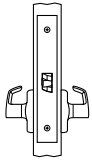







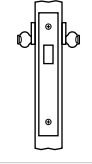


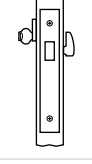



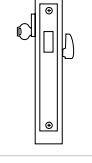



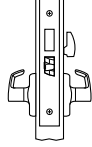







Functions


ML2000 Series


Outside	Inside	Series/Function	Type	ANSI No.	Function Description
 A01	 A01	ML2002 	Classroom Intruder		<ul style="list-style-type: none"> Latchbolt by grip either side, unless outside grip is locked by key either side. Outside grip locked or unlocked by cylinder either side. Auxiliary latch deadlocks latchbolt. Inside grip always free.
 A01	 	ML2003 	Classroom		<ul style="list-style-type: none"> Lock or unlock outside grip by key. Latchbolt by grip either side, unless outside grip is locked. Inside grip always free. Auxiliary latch deadlocks latch.
		ML2010  	Passage or Closet	F01	<ul style="list-style-type: none"> Latchbolt by grip either side. Both grips always free.
 A01		ML2011  	Deadlock	F18	<ul style="list-style-type: none"> Deadbolt by key outside. No inside operation.
 A01	 A01	ML2012 	Deadlock	F16	<ul style="list-style-type: none"> Deadbolt by key either side.
 A01	 	ML2013 	Deadlock	F17	<ul style="list-style-type: none"> Deadbolt by key outside or by thumbturn grip inside.
 A01	 	ML2017 	Classroom Deadlock	F29	<ul style="list-style-type: none"> Deadbolt by key outside. Thumbturn grip inside retracts deadbolt only; will not project deadbolt.
	 	ML2020  	Privacy Bedroom or Bathroom	F02	<ul style="list-style-type: none"> Latchbolt by grip* either side, when deadbolt is retracted. Deadbolt by thumbturn grip inside or by emergency release tool outside. No simultaneous deadbolt and latch retraction Non-panic release Not available with M19S or M19SN

 Indicates Indicator option is available

 Indicates Indicator option is available

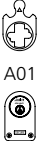
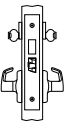


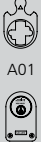














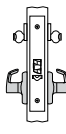


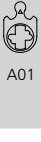



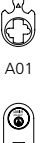
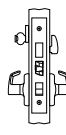



* When lever handles are furnished, both outside and inside are locked when deadbolt is projected.

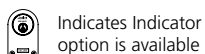
 Indicates function available in Vandal Resistant Trim.

 Indicates function available in Anti-Harm Trim

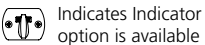
Functions

ML2000 Series

Outside	Inside	Series/Function	Type	ANSI No.	Function Description
 A01	 A01	ML2022  	Store Door	F14	<ul style="list-style-type: none"> Latchbolt by grip* either side when deadbolt is retracted. Deadbolt by key either side. Non-panic release. No simultaneous deadbolt and latch retraction
 A01	 	ML2024  	Entrance or Storeroom	F21	<ul style="list-style-type: none"> Latchbolt by grip* either side when deadbolt is retracted. Deadbolt by key outside or by thumbturn grip inside. Non-panic release. No simultaneous deadbolt and latch retraction
 A01 (Hotel Cylinder)	 	ML2029 	Hotel or Motel	F15	<ul style="list-style-type: none"> Latchbolt by grip inside and by guest key or master key outside. Outside grip always rigid. Deadbolt by thumbturn grip inside or by emergency key outside. Inside grip simultaneously retracts latchbolt and deadbolt. Emergency key shuts out all other keys. Auxiliary latch deadlocks latchbolt. <p>Note: Indicator shows deadbolt position only</p>
 	 	ML2030 	Privacy Bedroom or Bathroom	F19	<ul style="list-style-type: none"> Latchbolt by grip either side unless outside grip locked by thumbturn Deadbolt by thumbturn grip inside or by emergency release tool outside. Inside grip simultaneously retracts latchbolt and deadbolt and unlocks outside grip. Not available with M19S or M19SN
 A01	 A01	ML2032  	Institution or Utility	F30	<ul style="list-style-type: none"> Latchbolt by key either side. Both grips always rigid. Auxiliary latch deadlocks latchbolt. <p>Note: This function does not allow free egress and can pose a life safety hazard in event of an emergency. Installation should be in accordance with approved codes only.</p>
 A01	 A02	ML2042  	Entrance or Public Restroom	F09	<ul style="list-style-type: none"> Latchbolt by grip either side, unless outside grip is locked by key from inside. Latchbolt by key outside when outside grip is locked. Auxiliary latch deadlocks latchbolt. Inside grip always free.
 A01	 	ML2048 	Entrance or Apartment	F08 F10	<ul style="list-style-type: none"> Latchbolt* by key outside or by grip either side, unless outside grip is locked by toggle-action stop. Deadbolt by key outside or by thumbturn grip inside. Inside grip free when deadbolt is retracted. Non-panic release. No simultaneous deadbolt and latch retraction <p>Note: Indicator shows deadbolt position only</p>
		ML2050	Half Dummy Trim Half Dummy Trim	—	<ul style="list-style-type: none"> Grip acts as pull only; no operation.




Indicates Indicator option is available



Indicates Indicator option is available

* When lever handles are furnished, both outside and inside are locked when deadbolt is projected.


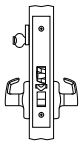






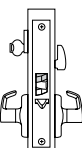


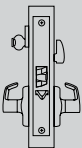


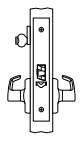



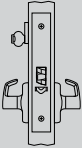


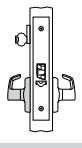



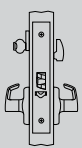

 Indicates function available in Vandal Resistant Trim.

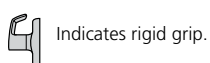
 Indicates function available in Anti-Harm Trim.


 Indicates rigid grip.


Functions

ML2000 Series

Outside	Inside	Series/Function	Type	ANSI No.	Function Description
 A01		ML2051  	Entrance or Office	F04	<ul style="list-style-type: none"> Latchbolt by key when outside grip locked by toggle action stop. Latchbolt by grip either side, unless outside grip is locked by toggle-action stop. Auxiliary latch deadlocks latchbolt. Inside grip always free.
 A02	 A02	ML2052 	Classroom Intruder	F32	<ul style="list-style-type: none"> Latchbolt by grip either side, unless outside grip is locked by key either side. Latchbolt by key when outside grip locked. Auxiliary latch deadlocks latchbolt. Inside grip always free. Outside grip remains locked unless unlocked by key either side. <p>Note: Not available with indicator, specify ML2002.</p>
 A02		ML2053 	Entrance or Office	—	<ul style="list-style-type: none"> Latchbolt by grip either side, unless outside grip is locked or unlocked by key or thumbturn. Unlocked by key or thumbturn. Outside grip locked or unlocked by key or thumbturn. Latchbolt by key when outside grip locked. Auxiliary latch deadlocks latchbolt. Inside grip always free.
 A01		ML2054 	Entrance or Office	F04	<ul style="list-style-type: none"> Latchbolt by grip either side, unless outside grip is locked. Outside grip locked or unlocked by thumbturn. Latchbolt by key when outside grip locked. Auxiliary latch deadlocks latchbolt. Inside grip always free.
 A02		ML2055  	Classroom	F05	<ul style="list-style-type: none"> Latchbolt by grip either side, unless outside grip is locked by key outside Latchbolt by key when outside grip locked Auxiliary latch deadlocks latchbolt Inside grip always free Outside grip remains locked unless unlocked by key <p>Note: Not available with indicator, specify ML2003</p>
 A02		ML2056 	Classroom Holdback	F06	<ul style="list-style-type: none"> Latchbolt by grip either side, unless outside grip is locked or unlocked by key. Latchbolt by key outside when outside grip is locked. Latchbolt can be held in a retracted position by key, or released by key. Auxiliary latch deadlocks latchbolt. Inside grip always free. <p>Note: Not approved for use on U.L. fire listed applications.</p>
 A01		ML2057  	Storeroom or Closet	F07	<ul style="list-style-type: none"> Latchbolt by grip inside or by key outside. Outside grip always rigid. Auxiliary latch deadlocks latchbolt. Inside grip always free.
 A02		ML2058 	Entrance or Office Holdback	—	<ul style="list-style-type: none"> Latchbolt by grip either side, unless outside grip is locked. Outside grip locked or unlocked by key or thumbturn. Latchbolt retracted by key outside when outside grip is locked. Latchbolt can be held in a retracted position by key or thumbturn, or released by key or thumbturn. Auxiliary latch deadlocks latchbolt. Inside grip always free. <p>Note: Not approved for use on U.L. fire listed applications.</p>


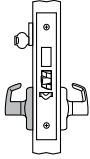

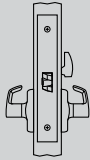



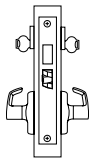


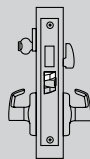



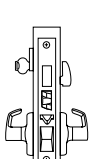



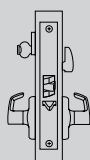



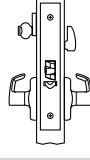

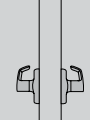



 Indicates function available in Vandal Resistant Trim.

 Indicates function available in Anti-Harm Trim.


Functions


ML2000 Series


Outside	Inside	Series/Function	Type	ANSI No.	Function Description
		ML2059	Security Storeroom or Closet	—	<ul style="list-style-type: none"> Latchbolt and deadbolt by grip inside or by key outside Inside grip simultaneously retracts deadbolt & latchbolt Outside grip always rigid Auxiliary latch deadlocks latchbolt Inside grip always free
		ML2060 	Privacy	F22	<ul style="list-style-type: none"> Latchbolt by grip either side, except when outside grip is locked by thumbturn inside. Operating inside grip, closing door or operating emergency key outside unlocks outside grip. Inside grip always free. Not available with M19S or M19SN
 		ML2062	Intruder Deadbolt	F33	<ul style="list-style-type: none"> Latchbolt by grip either side, unless outside grip is locked by projection of deadbolt Deadbolt thrown or retracted by key from either side Inside grip simultaneously retracts latchbolt and deadbolt and unlocks outside grip Inside grip always free
 		ML2065 	Dormitory or Entrance	F13	<ul style="list-style-type: none"> Latchbolt by grip either side unless outside grip locked by projection of deadbolt. Deadbolt thrown or retracted by key outside or by thumbturn grip inside. Inside grip simultaneously retracts latchbolt and deadbolt and unlocks outside grip. Inside grip always free.
 		ML2067 	Apartment or Dormitory	F20	<ul style="list-style-type: none"> Latchbolt by grip either side, unless outside grip is locked by toggle-action stop or by projection of deadbolt. Deadbolt thrown or retracted by key outside or by thumbturn grip inside. Inside grip simultaneously retracts latchbolt and deadbolt; outside grip remains locked. Auxiliary latch deadlocks latchbolt. Outside grip unlocked by toggle-action stop <p>Note: Occupancy Indicator shows deadbolt position only</p>
 		ML2068 	Privacy or Apartment		<ul style="list-style-type: none"> Latchbolt by grip either side, unless outside grip is locked Outside grip locked or unlocked by key or thumbturn Operating inside grip, closing the door or using key unlocks outside grip Inside grip always free Auxiliary latch deadlocks latch
 		ML2069 	Institutional Privacy	F26	<ul style="list-style-type: none"> Latchbolt by grip either side, except when outside is locked by thumbturn inside. Operating inside grip or closing door unlocks outside grip. Key outside retracts latch at all times, even if thumbturn is held in locked position. Auxiliary latch deadlocks latchbolt.
		ML2070	Full Dummy Trim	—	<ul style="list-style-type: none"> Grips act as pulls only; no operation.

 Indicates Occupancy Indicator option is available

 Indicates function available in Vandal Resistant Trim.


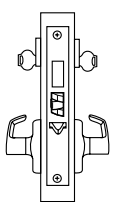


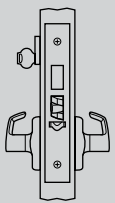


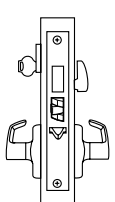



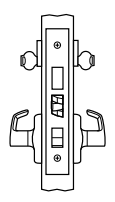

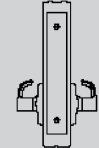


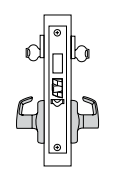


 Indicates Indicator option is available

 Indicates function available in Anti-Harm Trim.

 Indicates rigid grip.

Functions

ML2000 Series

Outside	Inside	Series/Function	Type	ANSI No.	Function Description
 A01	 A01	ML2072 	Classroom Intruder	—	<ul style="list-style-type: none"> Latchbolt by grip from either side unless outside grip is locked by projection of deadbolt Deadbolt thrown or retracted by key from either side Inside grip simultaneously retracts latchbolt and deadbolt; outside grip remains locked Key either side unlocks outside grip; outside grip remains locked unless unlocked by key Auxiliary latch deadlocks latchbolt Note: Indicator shows deadbolt position only
 A01	 A01	ML2073 	Classroom Security	—	<ul style="list-style-type: none"> Latchbolt by grip from either side unless outside grip is locked by projection of deadbolt Deadbolt thrown or retracted by key Inside grip simultaneously retracts latchbolt and deadbolt; outside grip remains locked Key unlocks outside grip; outside grip remains locked unless unlocked by key Auxiliary latch deadlocks latchbolt Note: Indicator shows deadbolt position only
 A01	 A01	ML2075 	Security Entrance or Office	—	<ul style="list-style-type: none"> Latchbolt by grip from either side unless outside grip is locked by projection of deadbolt Deadbolt thrown or retracted by outside key or inside thumbturn Inside grip simultaneously retracts latchbolt and deadbolt; outside grip remains locked Key unlocks outside grip; outside grip remains locked unless unlocked by key Auxiliary latch deadlocks latchbolt Note: Indicator shows deadbolt position only
		ML2080	Half Active Dummy Trim	—	<ul style="list-style-type: none"> Non-latching operation Grip always active; acts as push or pull only
 A01	 A01	ML2082 	Dormitory or Exit	F11	<ul style="list-style-type: none"> Latchbolt by grip either side, unless outside grip is locked by toggle-action stop or by projection of deadbolt Deadbolt thrown by key from either side Deadbolt and latchbolt retracted by outside key when outside grip locked Outside grip unlocked by toggle-action stop Inside grip simultaneously retracts latchbolt and deadbolt; outside grip remains locked Note: Indicator shows deadbolt position only
		ML2090 	Full Active Dummy Trim	—	<ul style="list-style-type: none"> Non-latching operation Both grips always active; acts as push or pulls only
 A01	 A01	ML2092  	Security Institution or Utility	—	<ul style="list-style-type: none"> Latchbolt by key either side Deadbolt thrown and retracted by key either side Auxiliary latch deadlocks latchbolt Inside and outside grips remain locked at all times Note: Indicator shows deadbolt position only Note: This function does not allow free egress and can pose a life safety hazard in event of an emergency. Installation should be in accordance with approved codes only.



Indicates rigid grip.



Indicates Indicator option is available



Indicates function available in Vandal Resistant Trim.



Indicates function available in Anti-Harm Trim.